

PRIME-FLOW™

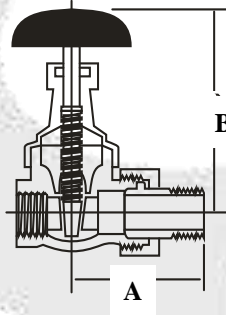


HEAVY PATTERN

BRASS RADIATOR STEAM ANGLE VALVE #700

DIMENSIONS

SIZE	A	B- OPEN
3/4"	2.65	3.15
1"	2.95	3.40
1 1/4"	3.30	3.90
1 1/2"	6.55	8.50



PART # BRSAsize

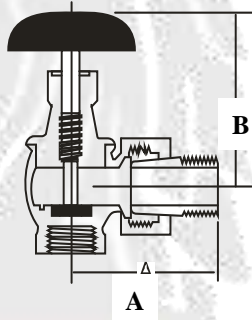
* Working Pressure (PSI) non-shock – WSP 15

HEAVY PATTERN

BRASS RADIATOR STEAM GATE VALVE #800

DIMENSIONS

SIZE	A	B- OPEN
1"	2.90	4.10
1 1/4"	3.25	4.65



PART # BRSGsize

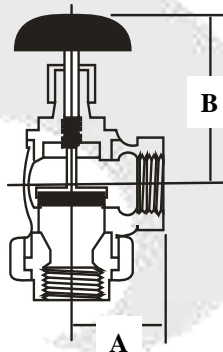
* Working Pressure (PSI) non-shock – WSP 15

HEAVY PATTERN

BRASS CONVECTOR STEAM ANGLE VALVE #400

DIMENSIONS

SIZE	A	B- OPEN
1"	2.90	4.10
1 1/4"	3.25	4.65



PART # BCSAsize

* Working Pressure (PSI) non-shock – WSP 15

LEO INTERNATIONAL, INC.

471 Sutter Avenue, Brooklyn, New York 11207 • Tel:718-290-8005 • Fax:718-290-8046

www.leointernational.com